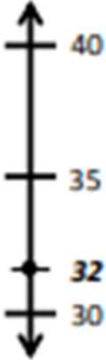
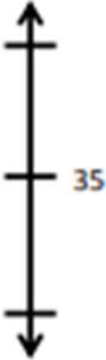






Rounding Worksheets

Round to the nearest ten. Use the number line to model your thinking.

a. $32 = \underline{\hspace{2cm}}$  A vertical number line with arrows at both ends. It has tick marks labeled 30, 32, 35, and 40 from bottom to top.	b. $36 = \underline{\hspace{2cm}}$  A vertical number line with arrows at both ends. It has tick marks labeled 35 and 40 from bottom to top.
c. $62 = \underline{\hspace{2cm}}$  A vertical number line with arrows at both ends. It has three tick marks, but no numbers are labeled.	d. $162 = \underline{\hspace{2cm}}$  A vertical number line with arrows at both ends. It has three tick marks, but no numbers are labeled.
e. $278 = \underline{\hspace{2cm}}$  A vertical number line with arrows at both ends. It has three tick marks, but no numbers are labeled.	f. $405 = \underline{\hspace{2cm}}$  A vertical number line with arrows at both ends. It has three tick marks, but no numbers are labeled.

Rounding Worksheets

Round to the nearest ten. Use the number line to model your thinking.

a. $32 = \underline{30}$



b. $36 = \underline{40}$



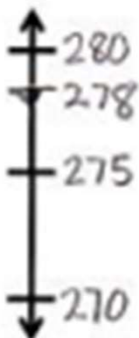
c. $62 = \underline{60}$



d. $162 = \underline{160}$



e. $278 = \underline{280}$



f. $405 = \underline{410}$

