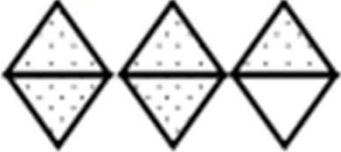
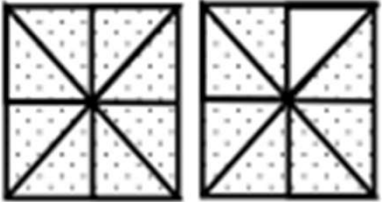
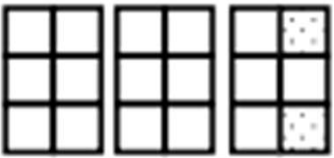





# Fraction Worksheets (Improper Fractions)

Name \_\_\_\_\_







Date \_\_\_\_\_

1. Each figure represents 1 whole. Fill in the chart.

	Unit Fraction	Total Number of Units Shaded	Fraction Shaded
<p>a. Sample:</p> 	$\frac{1}{2}$	5	$\frac{5}{2}$
<p>b.</p> 			
<p>c.</p> 			
<p>d.</p> 			
<p>e.</p> 			
<p>f.</p> 			

## Fraction Worksheets (Improper Fractions)

1. Each shape represents 1 whole. Fill in the chart.

	Fractional Unit	Total Number of Units Shaded	Fraction Shaded
Sample: 	$\frac{1}{2}$	5	$\frac{5}{2}$
b) 	$\frac{1}{8}$	15	$\frac{15}{8}$
c) 	$\frac{1}{6}$	14	$\frac{14}{6}$
d) 	$\frac{1}{5}$	8	$\frac{8}{5}$
e) 	$\frac{1}{4}$	9	$\frac{9}{4}$
f) 	$\frac{1}{3}$	7	$\frac{7}{3}$