


Fraction Worksheets (Equal Parts)

4. Each shape is 1 whole. Divide and shade to show a fractional unit of:


A half




A sixth



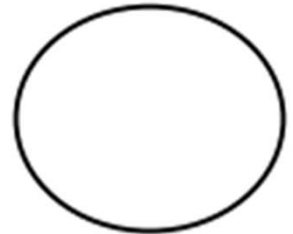
A third



5. Each shape is 1 whole. Estimate to divide each into equal parts (Do not draw fourths.). Divide each whole using a different fractional unit. Write the name of the fractional unit on the line below the shape.







6. Charlotte wanted to equally share a candy bar with her 4 other friends. Draw Charlotte's candy bar. Show how she can divide her candy bar so that Charlotte and her 4 friends each get an equal share. What fraction of the candy bar does each girl receive?

Each girl receives _____.


Fraction Worksheets (Equal Parts)

4. Each shape is 1 whole. Divide and shade to show a fractional unit of:

A half




A sixth



A third



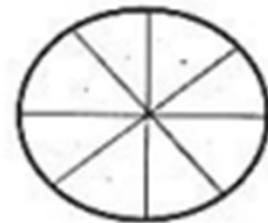
5. Each shape is 1 whole. Estimate to divide each into equal parts (do not draw fourths). Divide each whole using a different fractional unit. Write the name of the fractional unit on the line below the shape.



1 third

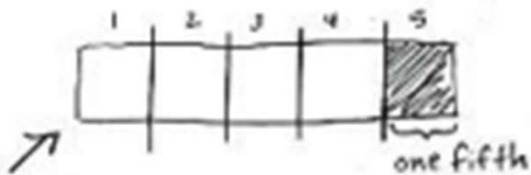


1 eighth



1 eighth

6. Charlotte wanted to equally share a candy bar with her 4 other friends. Draw Charlotte's candy bar. Show how she can divide her candy bar so that Charlotte and her 4 friends each get an equal share. What fraction of the candy bar does each girl receive?



1 Candy bar

Each girl receives one fifth.