

Divide Shapes Worksheets

Name _____

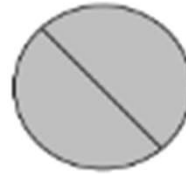
Date _____

1. For Parts (a), (c), and (e), identify the shaded area.

a.



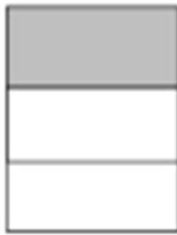
_____ half




_____ halves

b. Circle the shape above that has a shaded area that shows 1 whole.

c.



_____ third



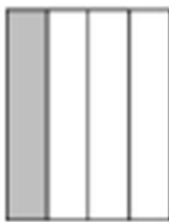
_____ thirds




_____ thirds

d. Circle the shape above that has a shaded area that shows 1 whole.

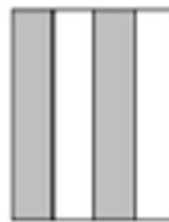
e.



_____ fourth



_____ fourths



_____ fourths



_____ fourths

f. Circle the shape above that has a shaded area that shows 1 whole.

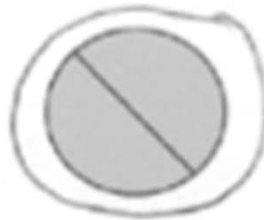
Divide Shapes Worksheets

1. For parts a, c, and e, identify the shaded area.

a.



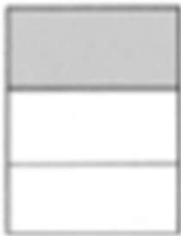
1 half



2 halves

b. Circle the shape above that has a shaded area that shows 1 whole.

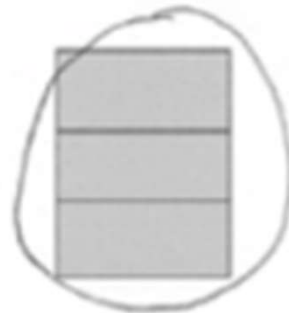
c.



1 third



2 thirds



3 thirds

d. Circle the shape above that has a shaded area that shows 1 whole.


e.



1 fourth



4 fourths



2 fourths



3 fourths

f. Circle the shape above that has a shaded area that shows 1 whole.