




Data Representation Worksheets (First Grade)

Students took a poll asking which museum is their favorite to visit. Each student could only vote once. Answer the questions based on the table.

Science Museum	
Art Museum	
History Museum	




1. How many students chose art museums? _____ students

2. How many students chose the art museum or the science museum?
_____ students

3. From this data, can you tell how many students are in this class?

Data Representation Worksheets (First Grade)

Students took a poll asking which museum is their favorite to visit. Each student could only vote once. Answer the questions based on the table.

Science Museum	
Art Museum	
History Museum	

1. How many students chose art museums? 8 students
2. How many students chose the art museum or the science museum?
12 students
3. From this data, can you tell how many students are in this class?

Yes, $12 + 8 = 20$ students

Go to onlinemathlearning.com for more free math resources