


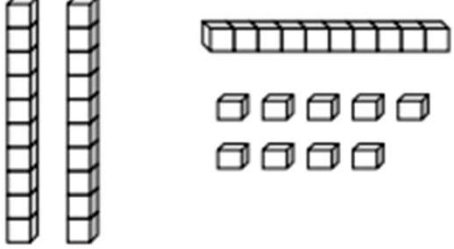
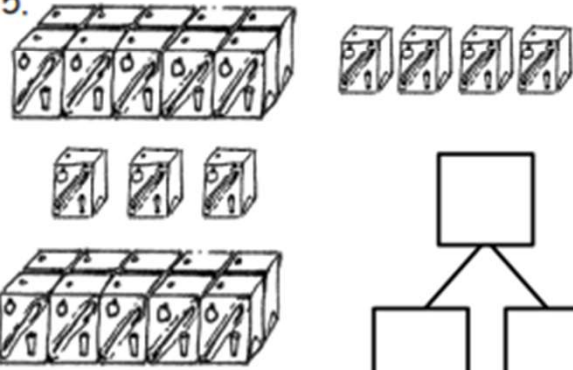
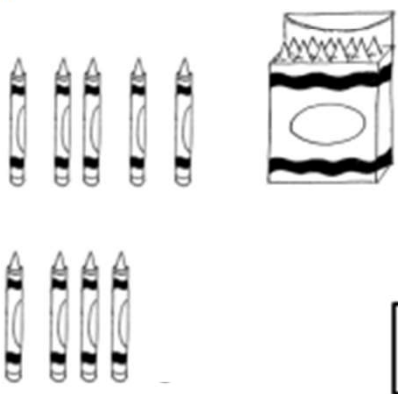


Counting Tens and Ones Worksheets

Circle groups of 10 and write the number.

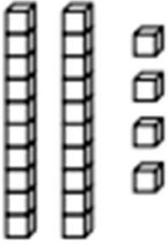
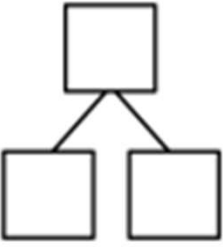
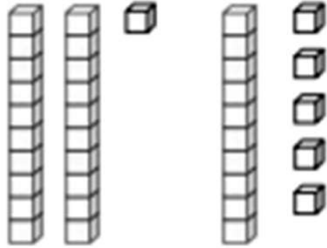
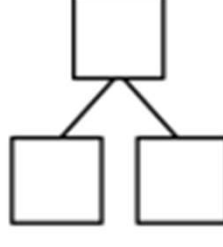
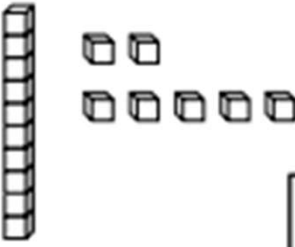
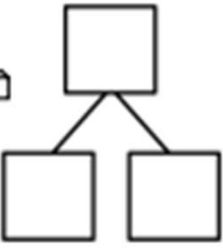
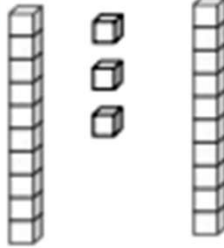
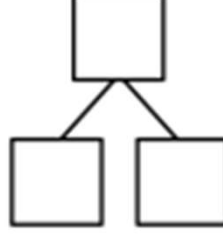
<p>1.</p>  <p style="text-align: center;">There are _____ marbles.</p>	<p>2.</p>  <p style="text-align: center;">There are _____ balloons.</p>
<p>3.</p>  <p style="text-align: center;">There are _____ straws.</p>	<p>4.</p>  <p style="text-align: center;">There are _____ cubes.</p>

Make a number bond to show tens and ones. Circle tens to help.

<p>5.</p>  <div style="text-align: center; margin-top: 20px;"> <div style="border: 1px solid black; width: 40px; height: 40px; margin: 0 auto 20px auto;"></div> <div style="display: flex; justify-content: space-around; width: 100%;"> <div style="border: 1px solid black; width: 40px; height: 40px;"></div> <div style="border: 1px solid black; width: 40px; height: 40px;"></div> </div> </div> <p style="text-align: center;">There are _____ juice boxes.</p>	<p>6.</p>  <div style="text-align: center; margin-top: 20px;"> <div style="border: 1px solid black; width: 40px; height: 40px; margin: 0 auto 20px auto;"></div> <div style="display: flex; justify-content: space-around; width: 100%;"> <div style="border: 1px solid black; width: 40px; height: 40px;"></div> <div style="border: 1px solid black; width: 40px; height: 40px;"></div> </div> </div> <p style="text-align: center;">There are _____ crayons.</p>
--	---

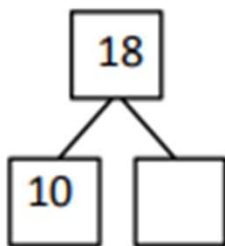
Counting Tens and Ones Worksheets

Make a number bond to show tens and ones. Circle tens to help.

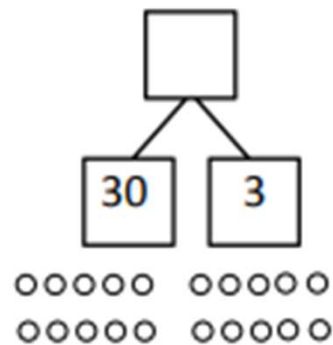
<p>7.</p>  <div style="text-align: center; margin-top: 20px;">  </div> <p style="text-align: center;">There are _____ cubes.</p>	<p>8.</p>  <div style="text-align: center; margin-top: 20px;">  </div> <p style="text-align: center;">There are _____ cubes.</p>
<p>9.</p>  <div style="text-align: center; margin-top: 20px;">  </div> <p style="text-align: center;">There are _____ cubes.</p>	<p>10.</p>  <div style="text-align: center; margin-top: 20px;">  </div> <p style="text-align: center;">There are _____ cubes.</p>

Make or complete a math drawing to show tens and ones. Complete the number bonds.

11.




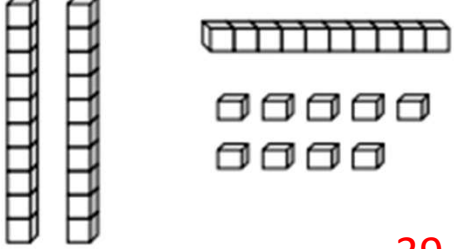


12.

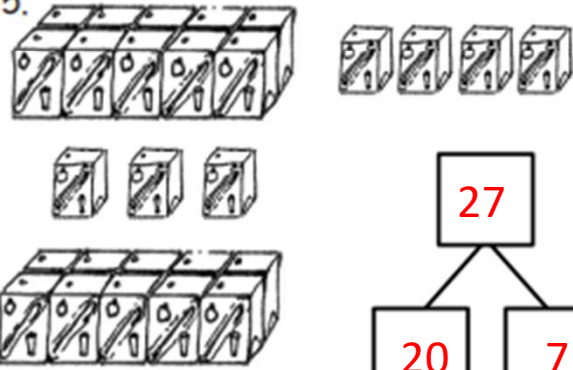
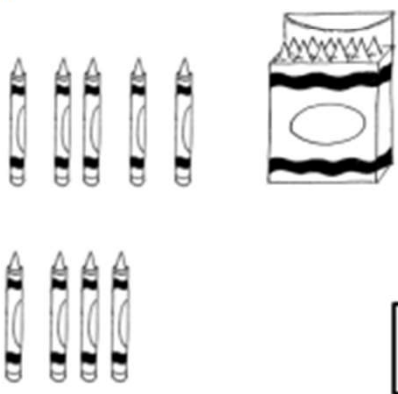


Counting Tens and Ones Worksheets

Circle groups of 10 and write the number.

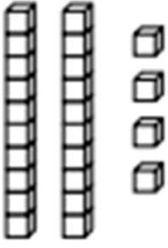
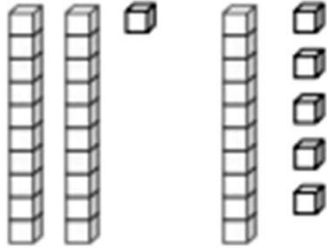
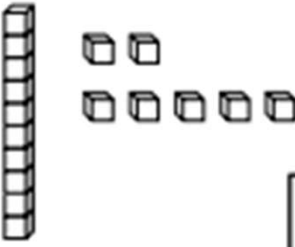
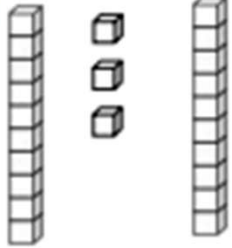
<p>1.</p>  <p>There are <u>26</u> marbles.</p>	<p>2.</p>  <p>There are <u>38</u> balloons.</p>
<p>3.</p>  <p>There are <u>25</u> straws.</p>	<p>4.</p>  <p>There are <u>39</u> cubes.</p>

Make a number bond to show tens and ones. Circle tens to help.

<p>5.</p>  <p>There are <u>27</u> juice boxes.</p>	<p>6.</p>  <p>There are <u>19</u> crayons.</p>
---	--

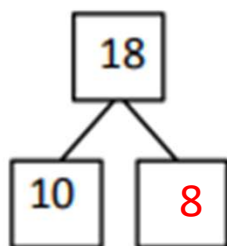
Counting Tens and Ones Worksheets

Make a number bond to show tens and ones. Circle tens to help.

<p>7.</p>  <div style="text-align: center; margin-top: 20px;"> <div style="border: 1px solid black; width: 40px; height: 40px; margin: 0 auto; text-align: center; line-height: 40px;">14</div> <div style="display: flex; justify-content: center; gap: 20px; margin-top: 10px;"> <div style="border: 1px solid black; width: 40px; height: 40px; text-align: center; line-height: 40px;">10</div> <div style="border: 1px solid black; width: 40px; height: 40px; text-align: center; line-height: 40px;">4</div> </div> </div> <p style="text-align: center; margin-top: 20px;">There are <u>14</u> cubes.</p>	<p>8.</p>  <div style="text-align: center; margin-top: 20px;"> <div style="border: 1px solid black; width: 40px; height: 40px; margin: 0 auto; text-align: center; line-height: 40px;">36</div> <div style="display: flex; justify-content: center; gap: 20px; margin-top: 10px;"> <div style="border: 1px solid black; width: 40px; height: 40px; text-align: center; line-height: 40px;">30</div> <div style="border: 1px solid black; width: 40px; height: 40px; text-align: center; line-height: 40px;">6</div> </div> </div> <p style="text-align: center; margin-top: 20px;">There are <u>36</u> cubes.</p>
<p>9.</p>  <div style="text-align: center; margin-top: 20px;"> <div style="border: 1px solid black; width: 40px; height: 40px; margin: 0 auto; text-align: center; line-height: 40px;">17</div> <div style="display: flex; justify-content: center; gap: 20px; margin-top: 10px;"> <div style="border: 1px solid black; width: 40px; height: 40px; text-align: center; line-height: 40px;">10</div> <div style="border: 1px solid black; width: 40px; height: 40px; text-align: center; line-height: 40px;">7</div> </div> </div> <p style="text-align: center; margin-top: 20px;">There are <u>17</u> cubes.</p>	<p>10.</p>  <div style="text-align: center; margin-top: 20px;"> <div style="border: 1px solid black; width: 40px; height: 40px; margin: 0 auto; text-align: center; line-height: 40px;">23</div> <div style="display: flex; justify-content: center; gap: 20px; margin-top: 10px;"> <div style="border: 1px solid black; width: 40px; height: 40px; text-align: center; line-height: 40px;">20</div> <div style="border: 1px solid black; width: 40px; height: 40px; text-align: center; line-height: 40px;">3</div> </div> </div> <p style="text-align: center; margin-top: 20px;">There are <u>23</u> cubes.</p>

Make or complete a math drawing to show tens and ones. Complete the number bonds.

11.



12.

