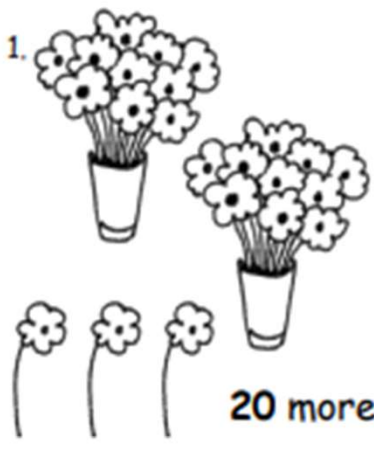
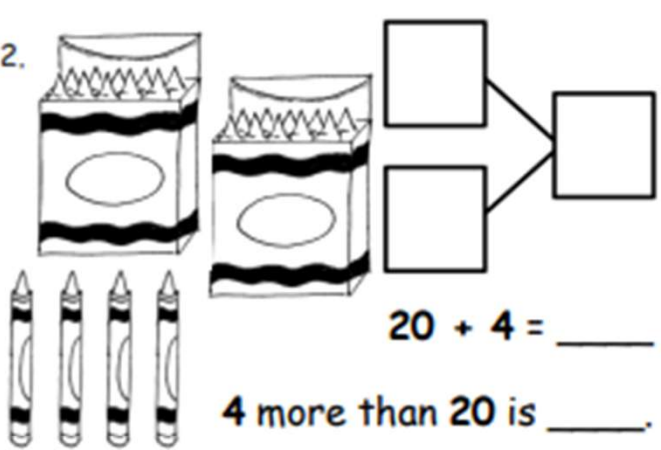
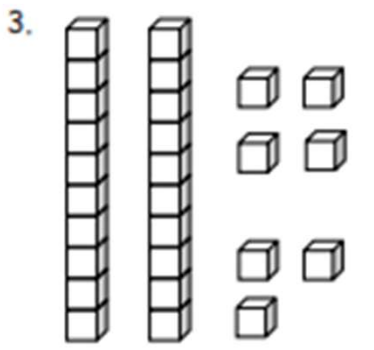
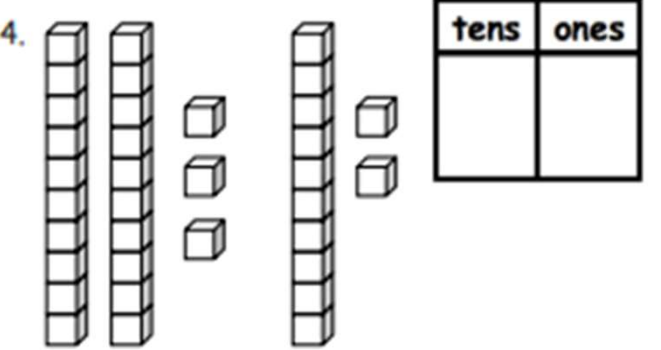
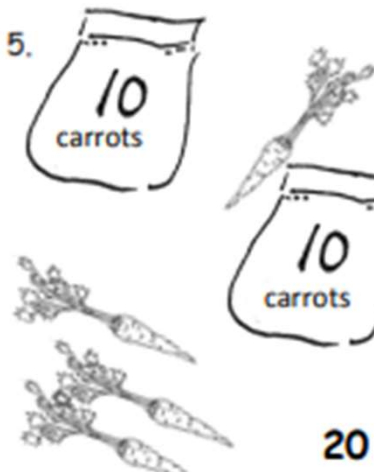
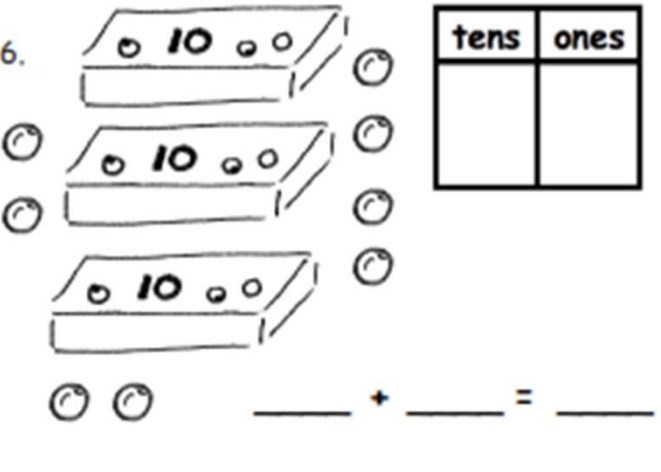


Add Tens and Ones Worksheets


Fill in the number bond or write the tens and ones. Complete the addition sentences.

<p>1. </p> <div style="display: flex; align-items: center; justify-content: center;"> <table border="1" style="border-collapse: collapse; margin-right: 20px;"> <tr><td style="width: 40px; height: 40px;"></td></tr> <tr><td style="width: 40px; height: 40px;"></td></tr> </table> <table border="1" style="border-collapse: collapse;"> <tr><td style="width: 40px; height: 40px;"></td></tr> </table> </div> <p style="text-align: center;">$3 + 20 = \underline{\quad}$</p> <p style="text-align: center;">20 more than 3 is $\underline{\quad}$.</p>				<p>2. </p> <div style="display: flex; align-items: center; justify-content: center;"> <table border="1" style="border-collapse: collapse; margin-right: 20px;"> <tr><td style="width: 40px; height: 40px;"></td></tr> <tr><td style="width: 40px; height: 40px;"></td></tr> </table> <table border="1" style="border-collapse: collapse;"> <tr><td style="width: 40px; height: 40px;"></td></tr> </table> </div> <p style="text-align: center;">$20 + 4 = \underline{\quad}$</p> <p style="text-align: center;">4 more than 20 is $\underline{\quad}$.</p>													
<p>3. </p> <div style="display: flex; align-items: center; justify-content: center; margin-top: 20px;"> <table border="1" style="border-collapse: collapse; margin-right: 20px;"> <thead> <tr><th style="width: 40px; height: 20px;">tens</th><th style="width: 40px; height: 20px;">ones</th></tr> </thead> <tbody> <tr><td style="width: 40px; height: 40px;"></td><td style="width: 40px; height: 40px;"></td></tr> </tbody> </table> <table border="1" style="border-collapse: collapse;"> <thead> <tr><th style="width: 40px; height: 20px;">tens</th><th style="width: 40px; height: 20px;">ones</th></tr> </thead> <tbody> <tr><td style="width: 40px; height: 40px;"></td><td style="width: 40px; height: 40px;"></td></tr> </tbody> </table> </div> <p style="text-align: center;">$7 + 20 = \underline{\quad}$</p>	tens	ones			tens	ones			<p>4. </p> <div style="display: flex; align-items: center; justify-content: center; margin-top: 20px;"> <table border="1" style="border-collapse: collapse; margin-right: 20px;"> <thead> <tr><th style="width: 40px; height: 20px;">tens</th><th style="width: 40px; height: 20px;">ones</th></tr> </thead> <tbody> <tr><td style="width: 40px; height: 40px;"></td><td style="width: 40px; height: 40px;"></td></tr> </tbody> </table> <table border="1" style="border-collapse: collapse;"> <thead> <tr><th style="width: 40px; height: 20px;">tens</th><th style="width: 40px; height: 20px;">ones</th></tr> </thead> <tbody> <tr><td style="width: 40px; height: 40px;"></td><td style="width: 40px; height: 40px;"></td></tr> </tbody> </table> </div> <p style="text-align: center;">$\underline{\quad} + 30 = \underline{\quad}$</p>	tens	ones			tens	ones		
tens	ones																
tens	ones																
tens	ones																
tens	ones																
<p>5. </p> <div style="display: flex; align-items: center; justify-content: center; margin-top: 20px;"> <table border="1" style="border-collapse: collapse; margin-right: 20px;"> <thead> <tr><th style="width: 40px; height: 20px;">tens</th><th style="width: 40px; height: 20px;">ones</th></tr> </thead> <tbody> <tr><td style="width: 40px; height: 40px;"></td><td style="width: 40px; height: 40px;"></td></tr> </tbody> </table> <table border="1" style="border-collapse: collapse;"> <thead> <tr><th style="width: 40px; height: 20px;">tens</th><th style="width: 40px; height: 20px;">ones</th></tr> </thead> <tbody> <tr><td style="width: 40px; height: 40px;"></td><td style="width: 40px; height: 40px;"></td></tr> </tbody> </table> </div> <p style="text-align: center;">$20 + \underline{\quad} = \underline{\quad}$</p>	tens	ones			tens	ones			<p>6. </p> <div style="display: flex; align-items: center; justify-content: center; margin-top: 20px;"> <table border="1" style="border-collapse: collapse; margin-right: 20px;"> <thead> <tr><th style="width: 40px; height: 20px;">tens</th><th style="width: 40px; height: 20px;">ones</th></tr> </thead> <tbody> <tr><td style="width: 40px; height: 40px;"></td><td style="width: 40px; height: 40px;"></td></tr> </tbody> </table> <table border="1" style="border-collapse: collapse;"> <thead> <tr><th style="width: 40px; height: 20px;">tens</th><th style="width: 40px; height: 20px;">ones</th></tr> </thead> <tbody> <tr><td style="width: 40px; height: 40px;"></td><td style="width: 40px; height: 40px;"></td></tr> </tbody> </table> </div> <p style="text-align: center;">$\underline{\quad} + \underline{\quad} = \underline{\quad}$</p>	tens	ones			tens	ones		
tens	ones																
tens	ones																
tens	ones																
tens	ones																

Add Tens and Ones Worksheets

Match the pictures with the words.

7.

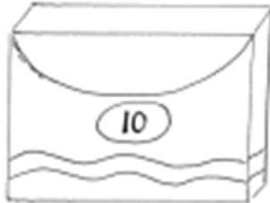
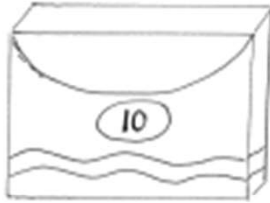
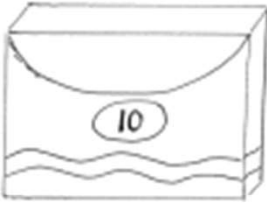


•

•

1 and 30 make _____.

8.



•

•

$8 + 30 =$ _____.

9.

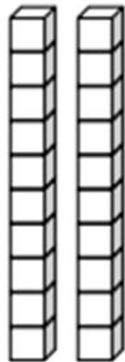


•

•

2 more than 10 is _____.

10.



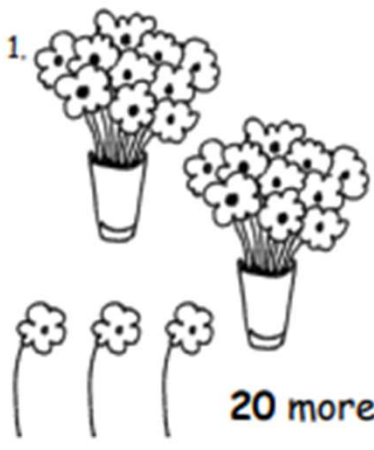

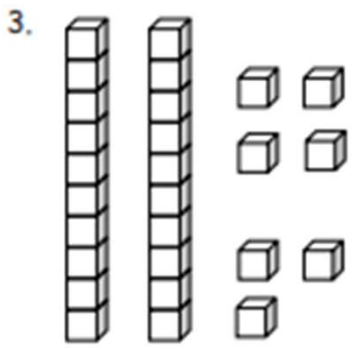
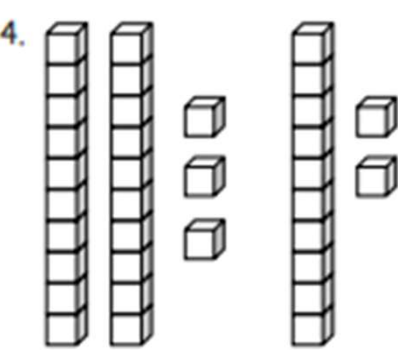
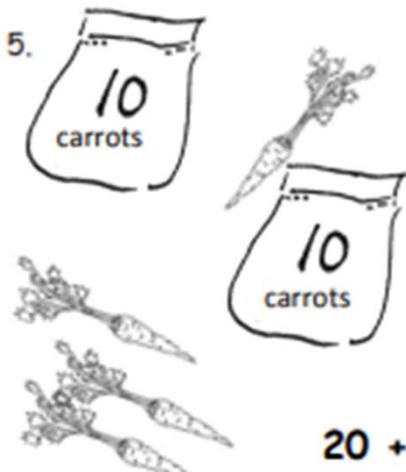
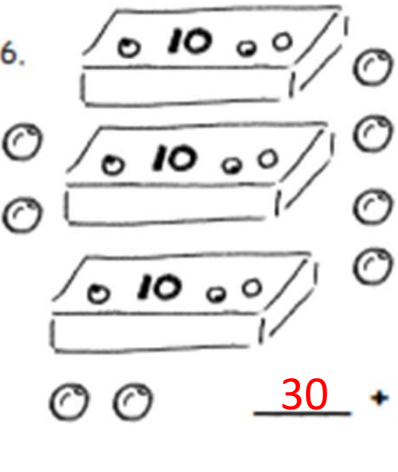
•

•

$20 + 4 =$ _____.

Add Tens and Ones Worksheets

Fill in the number bond or write the tens and ones. Complete the addition sentences.

<p>1. </p> <div style="display: flex; align-items: center; justify-content: center;"> <table border="1" style="margin-right: 20px;"> <tr><td style="text-align: center;">3</td></tr> </table> <table border="1" style="margin-right: 20px;"> <tr><td style="text-align: center;">20</td></tr> </table> <table border="1" style="font-size: 2em;"> <tr><td style="text-align: center;">23</td></tr> </table> </div> <p>$3 + 20 = \underline{23}$</p> <p>20 more than 3 is <u>23</u>.</p>	3	20	23	<p>2. </p> <div style="display: flex; align-items: center; justify-content: center;"> <table border="1" style="margin-right: 20px;"> <tr><td style="text-align: center;">20</td></tr> </table> <table border="1" style="margin-right: 20px;"> <tr><td style="text-align: center;">4</td></tr> </table> <table border="1" style="font-size: 2em;"> <tr><td style="text-align: center;">24</td></tr> </table> </div> <p>$20 + 4 = \underline{24}$</p> <p>4 more than 20 is <u>24</u>.</p>	20	4	24		
3									
20									
23									
20									
4									
24									
<p>3. </p> <table border="1" style="margin-left: auto; margin-right: auto; text-align: center;"> <thead> <tr><th>tens</th><th>ones</th></tr> </thead> <tbody> <tr><td style="font-size: 2em;">2</td><td style="font-size: 2em;">7</td></tr> </tbody> </table> <p>$7 + 20 = \underline{27}$</p>	tens	ones	2	7	<p>4. </p> <table border="1" style="margin-left: auto; margin-right: auto; text-align: center;"> <thead> <tr><th>tens</th><th>ones</th></tr> </thead> <tbody> <tr><td style="font-size: 2em;">3</td><td style="font-size: 2em;">5</td></tr> </tbody> </table> <p><u>5</u> + 30 = <u>35</u></p>	tens	ones	3	5
tens	ones								
2	7								
tens	ones								
3	5								
<p>5. </p> <table border="1" style="margin-left: auto; margin-right: auto; text-align: center;"> <thead> <tr><th>tens</th><th>ones</th></tr> </thead> <tbody> <tr><td style="font-size: 2em;">2</td><td style="font-size: 2em;">4</td></tr> </tbody> </table> <p>$20 + \underline{4} = \underline{24}$</p>	tens	ones	2	4	<p>6. </p> <table border="1" style="margin-left: auto; margin-right: auto; text-align: center;"> <thead> <tr><th>tens</th><th>ones</th></tr> </thead> <tbody> <tr><td style="font-size: 2em;">3</td><td style="font-size: 2em;">8</td></tr> </tbody> </table> <p><u>30</u> + <u>8</u> = <u>38</u></p>	tens	ones	3	8
tens	ones								
2	4								
tens	ones								
3	8								

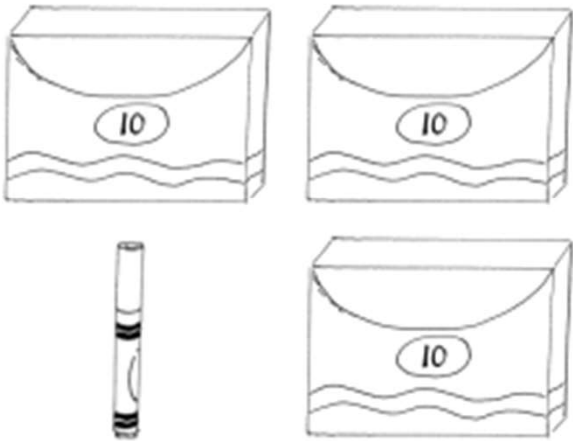
Add Tens and Ones Worksheets

Match the pictures with the words.

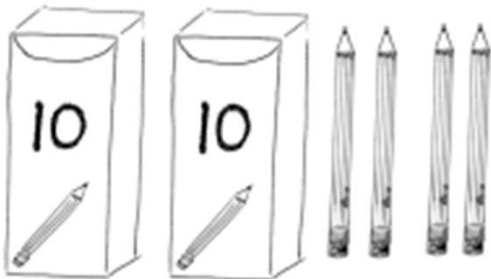
7.



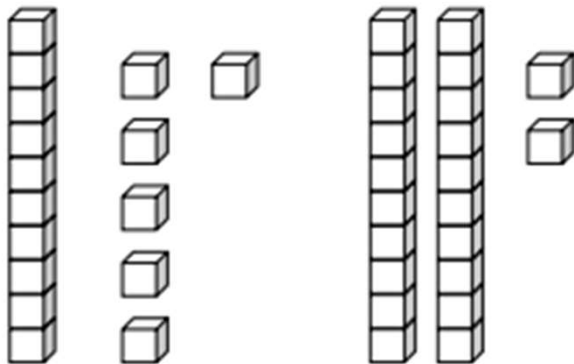
8.



9.



10.



1 and 30 make _____.

$8 + 30 =$ _____.

2 more than 10 is _____.

$20 + 4 =$ _____.