

NAME _____

DATE _____

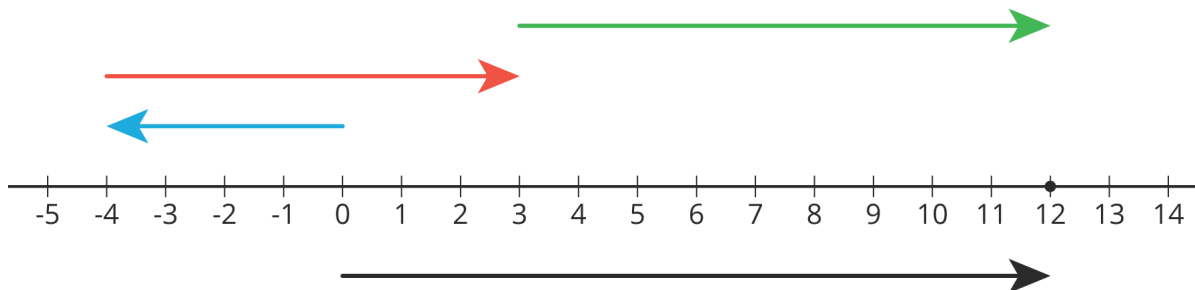
PERIOD _____

Unit 4, Lesson 1: Number Puzzles

Let's solve some puzzles!

1.1: Notice and Wonder: A Number Line

What do you notice? What do you wonder?



1.2: Telling Temperatures

Solve each puzzle. Show your thinking. Organize it so it can be followed by others.

1. The temperature was very cold. Then the temperature doubled. Then the temperature dropped by 10 degrees. Then the temperature increased by 40 degrees. The temperature is now 16 degrees. What was the starting temperature?

2. Lin ran twice as far as Diego. Diego ran 300 m farther than Jada. Jada ran $\frac{1}{3}$ the distance that Noah ran. Noah ran 1200 m. How far did Lin run?

NAME

DATE

PERIOD

1.3: Making a Puzzle

Write another number puzzle with at least three steps. On a different piece of paper, write a solution to your puzzle.

Trade puzzles with your partner and solve theirs. Make sure to show your thinking.

With your partner, compare your solutions to each puzzle. Did they solve them the same way you did? Be prepared to share with the class which solution strategy you like best.

Are you ready for more?

Here is a number puzzle that uses math. Some might call it a magic trick!

1. Think of a number.
2. Double the number.
3. Add 9.
4. Subtract 3.
5. Divide by 2.
6. Subtract the number you started with.
7. The answer should be 3.

Why does this always work? Can you think of a different number puzzle that uses math (like this one) that will always result in 5?

NAME

DATE

PERIOD

Lesson 1 Summary

Here is an example of a puzzle problem:

Twice a number plus 4 is 18. What is the number?

There are many different ways to represent and solve puzzle problems.

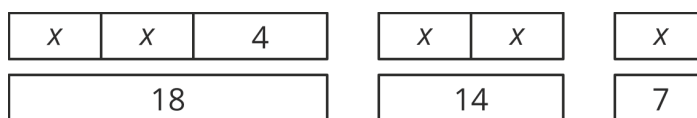
- We can reason through it.

Twice a number plus 4 is 18.

Then twice the number is $18 - 4 = 14$.

That means the number is 7.

- We can draw a diagram.



- We can write and solve an equation.

$$2x + 4 = 18$$

$$2x = 14$$

$$x = 7$$

Reasoning and diagrams help us see what is going on and why the answer is what it is. But as number puzzles and story problems get more complex, those methods get harder, and equations get more and more helpful. We will use different kinds of diagrams to help us understand problems and strategies in future lessons, but we will also see the power of writing and solving equations to answer increasingly more complex mathematical problems.

NAME

DATE

PERIOD

Unit 4, Lesson 1: Number Puzzles

1. Tyler reads $\frac{2}{15}$ of a book on Monday, $\frac{1}{3}$ of it on Tuesday, $\frac{2}{9}$ of it on Wednesday, and $\frac{3}{4}$ of the remainder on Thursday. If he still has 14 pages left to read on Friday, how many pages are there in the book?

2. Clare asks Andre to play the following number puzzle:

- Pick a number
- Add 2
- Multiply by 3
- Subtract 7
- Add your original number

Andre's final result is 27. Which number did he start with?

3. In a basketball game, Elena scores twice as many points as Tyler. Tyler scores four points fewer than Noah, and Noah scores three times as many points as Mai. If Mai scores 5 points, how many points did Elena score? Explain your reasoning.

4. Select **all** of the given points in the coordinate plane that lie on the graph of the linear equation $4x - y = 3$.

- A. (-1, -7)
- B. (0, 3)
- C. $(\frac{3}{4}, 0)$
- D. (1, 1)
- E. (2, 5)

NAME

DATE

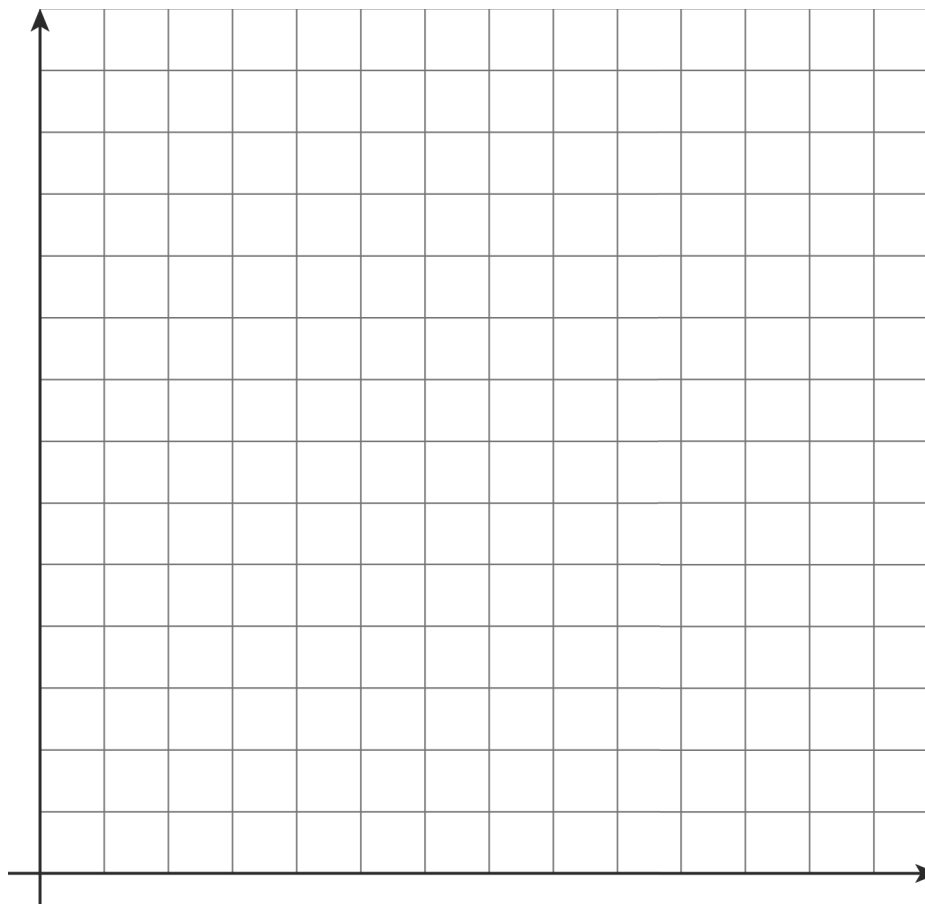
PERIOD

F. (4, -1)

(from Unit 3, Lesson 12)

5. A store is designing the space for rows of nested shopping carts. Each row has a starting cart that is 4 feet long, followed by the nested carts (so 0 nested carts means there's just the starting cart). The store measured a row of 13 nested carts to be 23.5 feet long, and a row of 18 nested carts to be 31 feet long.

a. Create a graph of the situation.



b. How much does each nested cart add to the length of the row? Explain your reasoning.

c. If the store design allows for 43 feet for each row, how many total carts fit in a row?

NAME

DATE

PERIOD

(from Unit 3, Lesson 5)