

Please check the examination details below before entering your candidate information

Candidate surname				Other names			
Centre Number				Candidate Number			
Pearson Edexcel International GCSE (9–1)							
Thursday 16 May 2019							
Morning (Time: 2 hours)				Paper Reference 4CH1/1C 4SD0/1C			
Chemistry Unit: 4CH1 Science (Double Award) 4SD0 Paper: 1C							
You must have: Calculator, ruler						Total Marks	

Instructions

- Use **black** ink or ball-point pen.
- **Fill in the boxes** at the top of this page with your name, centre number and candidate number.
- Answer **all** questions.
- Answer the questions in the spaces provided
– *there may be more space than you need.*
- Show all the steps in any calculations and state the units.
- Some questions must be answered with a cross in a box . If you change your mind about an answer, put a line through the box and then mark your new answer with a cross .

Information

- The total mark for this paper is 110.
- The marks for **each** question are shown in brackets
– *use this as a guide as to how much time to spend on each question.*

Advice

- Read each question carefully before you start to answer it.
- Write your answers neatly and in good English.
- Try to answer every question.
- Check your answers if you have time at the end.

Turn over ►

P58561A

©2019 Pearson Education Ltd.

1/1/1/1/1/1/1/1/1/




Pearson

The Periodic Table of the Elements

1	2	3	4	5	6	7	0			
7 Li lithium 3	9 Be beryllium 4	11 Na sodium 11	12 C carbon 6	13 Al aluminium 13	14 N nitrogen 7	15 O oxygen 8	16 F fluorine 9	17 Ne neon 10		
19 K potassium 19	20 Ca calcium 20	23 Sc scandium 21	24 Ti titanium 22	25 V vanadium 23	26 Cr chromium 24	27 Mn manganese 25	28 Fe iron 26	29 Co cobalt 27		
37 Rb rubidium 37	38 Sr strontium 38	39 Y yttrium 39	40 Zr zirconium 40	41 Nb niobium 41	42 Mo molybdenum 42	43 Tc technetium [98]	44 Ru ruthenium 44	45 Rh rhodium 45		
55 Cs caesium 55	56 Ba barium 56	57 La* lanthanum 57	72 Hf hafnium 72	73 Ta tantalum 73	74 W tungsten 74	75 Re rhenium 75	76 Os osmium 76	77 Ir iridium 77		
[223] Fr francium 87	[226] Ra radium 88	[227] Ac* actinium 89	104 Rf rutherfordium 104	105 Db dubnium 105	106 Sg seaborgium 106	107 Bh bohrium 107	108 Hs hassium 108	109 Mt meitnerium 109		
133 Cs caesium 55	137 Ba barium 56	139 La* lanthanum 57	178 Hf hafnium 72	181 Ta tantalum 73	184 W tungsten 74	186 Re rhenium 75	190 Os osmium 76	192 Ir iridium 77		
85 Rb rubidium 37	88 Sr strontium 38	89 Y yttrium 39	91 Zr zirconium 40	93 Nb niobium 41	96 Mo molybdenum 42	[98] Tc technetium 43	101 Ru ruthenium 44	103 Rh rhodium 45		
65 Zn zinc 30	63.5 Cu copper 29	59 Ni nickel 28	59 Co cobalt 27	56 Fe iron 26	55 Mn manganese 25	56 Fe iron 26	106 Pd palladium 46	108 Ag silver 47		
70 Ga gallium 31	73 Ge germanium 32	75 As arsenic 33	79 Se selenium 34	77 Br bromine 35	80 Kr krypton 36	84 Kr krypton 36	112 Cd cadmium 48	119 Sn tin 50		
115 In indium 49	119 Sb antimony 51	122 Te tellurium 52	127 I iodine 53	128 Xe xenon 54	131 Xe xenon 54	131 Xe xenon 54	201 Hg mercury 80	207 Pb lead 82		
204 Tl thallium 81	209 Po polonium 84	210 At astatine 85	[222] Rn radon 86	[222] Rn radon 86	[222] Rn radon 86	[222] Rn radon 86	209 Bi bismuth 83	209 Pb lead 82		
Elements with atomic numbers 112-116 have been reported but not fully authenticated								209 Po polonium 84	[210] At astatine 85	[222] Rn radon 86

1	H hydrogen 1
---	---------------------------

relative atomic mass	atomic symbol	atomic number
atomic (proton) number	name	number

* The lanthanoids (atomic numbers 58-71) and the actinoids (atomic numbers 90-103) have been omitted.

The relative atomic masses of copper and chlorine have not been rounded to the nearest whole number.

DO NOT WRITE IN THIS AREA

DO NOT WRITE IN THIS AREA

DO NOT WRITE IN THIS AREA

DO NOT WRITE IN THIS AREA

DO NOT WRITE IN THIS AREA

DO NOT WRITE IN THIS AREA



DO NOT WRITE IN THIS AREA

DO NOT WRITE IN THIS AREA

DO NOT WRITE IN THIS AREA

DO NOT WRITE IN THIS AREA

DO NOT WRITE IN THIS AREA

DO NOT WRITE IN THIS AREA

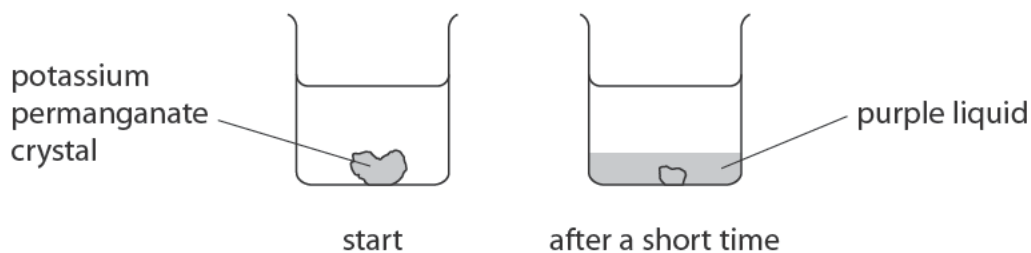
BLANK PAGE



Answer ALL questions.

1 Potassium permanganate is a purple solid that is soluble in water.

A crystal of potassium permanganate is placed in a beaker containing water.



(a) After a short time, the crystal becomes smaller and the liquid at the bottom of the beaker becomes purple.

Which statement explains this observation?

(1)

- A the crystal condenses in the water
- B the crystal dissolves in the water
- C the crystal evaporates in the water
- D the crystal melts in the water

(b) The beaker is left until there is no further change in the appearance of the liquid.

(i) Which statement describes the final appearance of the liquid?

(1)

- A all of the liquid is purple
- B none of the liquid is purple
- C only the bottom half of the liquid is purple
- D only the top half of the liquid is purple

(ii) Which process causes this change in appearance?

(1)

- A condensation
- B crystallisation
- C diffusion
- D evaporation

DO NOT WRITE IN THIS AREA

DO NOT WRITE IN THIS AREA

DO NOT WRITE IN THIS AREA

DO NOT WRITE IN THIS AREA

DO NOT WRITE IN THIS AREA

DO NOT WRITE IN THIS AREA



(c) The formula of potassium permanganate is KMnO_4

How many different elements are there in potassium permanganate?

(1)

- A 3
- B 4
- C 6
- D 7

(Total for Question 1 = 4 marks)

DO NOT WRITE IN THIS AREA

DO NOT WRITE IN THIS AREA

DO NOT WRITE IN THIS AREA

DO NOT WRITE IN THIS AREA

DO NOT WRITE IN THIS AREA

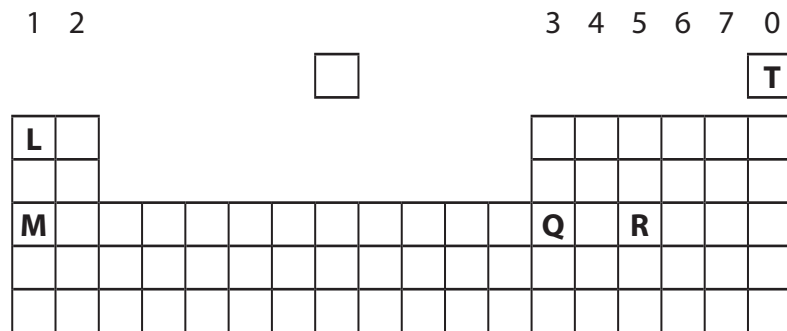
DO NOT WRITE IN THIS AREA



P 5 8 5 6 1 A 0 5 2 8

- 2 The diagram shows part of the Periodic Table, with elements represented by the letters L, M, Q, R and T.

The letters in the diagram represent elements but are **not** their chemical symbols.



- (a) Give the letter from the diagram that represents a noble gas. (1)

- (b) Elements L and M are in the same group.
State why they have similar chemical reactions. (1)

- (c) An atom of element Q has 31 protons.
Use this information to explain how you can determine the number of protons in an atom of element R. (2)

(Total for Question 2 = 4 marks)

DO NOT WRITE IN THIS AREA

DO NOT WRITE IN THIS AREA

DO NOT WRITE IN THIS AREA

DO NOT WRITE IN THIS AREA

DO NOT WRITE IN THIS AREA

DO NOT WRITE IN THIS AREA



3 A student does these two tests on a solution made from a white solid.

- flame test
- add acidified silver nitrate solution

The table shows his results.

Test	Result
flame test	red flame
add acidified silver nitrate solution	cream precipitate

(a) Give the formula of the ion that produces the red flame.

(1)

(b) Name the cream precipitate.

(1)

(c) Identify the white solid.

(1)

(d) The student uses a clean metal wire in the flame test.

(i) State why the wire should be clean when used in the flame test.

(1)

(ii) The table lists properties of some metals.

Add ticks (✓) to the table to show the two properties needed in a metal wire used in a flame test.

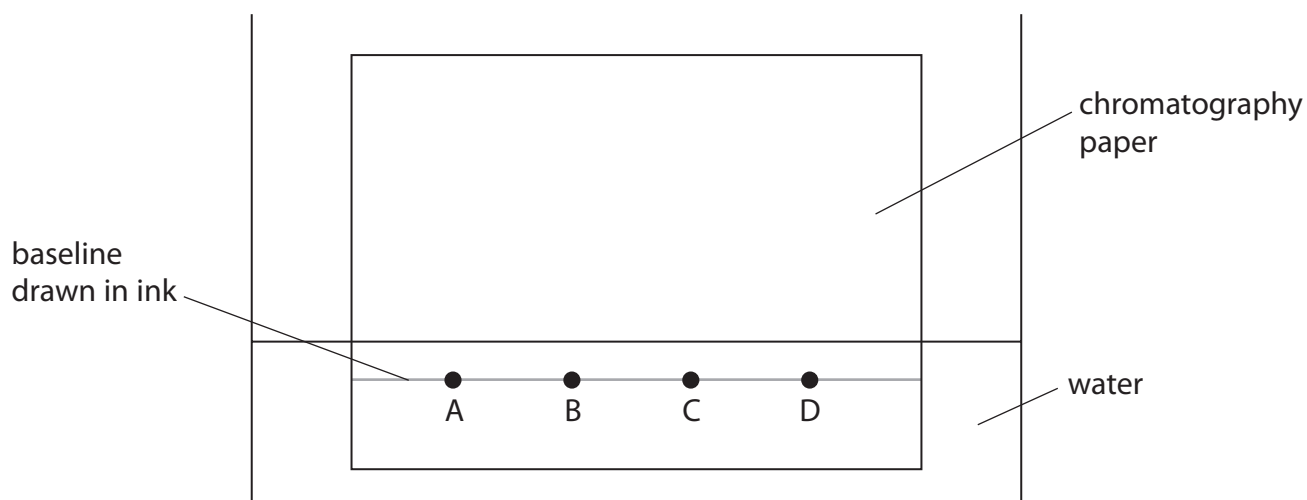
(2)

Property	
good conductor of electricity	
high density	
high melting point	
unreactive	

(Total for Question 3 = 6 marks)



4 A student uses this apparatus to investigate the colours in four different inks, A, B, C and D.



(a) Explain two mistakes the student made when setting up his experiment.

(4)

1

2

DO NOT WRITE IN THIS AREA

DO NOT WRITE IN THIS AREA

DO NOT WRITE IN THIS AREA

DO NOT WRITE IN THIS AREA

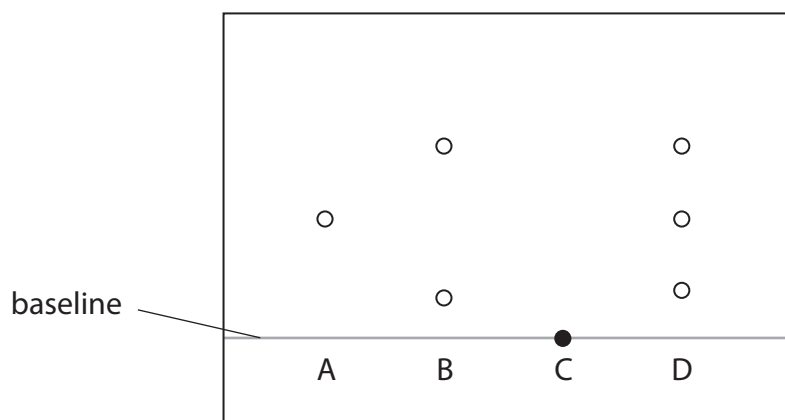
DO NOT WRITE IN THIS AREA

DO NOT WRITE IN THIS AREA



(b) Another student does the experiment but does not make any mistakes.

The diagram shows her results.



(i) State how many colours ink D contains.

(1)

(ii) State which of the inks tested could be mixed together to make ink D.

(1)

(iii) Explain which of the inks tested is insoluble in water.

(2)

(Total for Question 4 = 8 marks)



5 In 1937 an airship full of hydrogen gas flew from Germany to America.

(a) Which property of hydrogen makes it a suitable gas to use in an airship?

(1)

- A colourless
- B insoluble in water
- C low density
- D no smell

(b) Explain why helium is now used in airships instead of hydrogen.

(2)

.....

.....

.....

.....

(c) Hydrogen is used to manufacture ammonia, NH_3

Hydrogen is reacted with nitrogen using an iron catalyst.

(i) Give a chemical equation for this reaction.

(1)

.....

.....

(ii) State why a catalyst is used in this reaction.

(1)

(Total for Question 5 = 5 marks)



- 6 The reactions of metals with water and with dilute sulfuric acid can be used to determine the order of reactivity of the metals.

The table shows the reactions of four metals, W, X, Y and Z, with water and with dilute sulfuric acid.

Metal	Reaction with water	Reaction with dilute sulfuric acid
W	no reaction	no reaction
X	very slow reaction	reacts quickly
Y	no reaction	reacts slowly
Z	reacts quickly	reacts violently

- (a) What is the order of reactivity of these metals?

(1)

	most reactive	—————>	least reactive
<input type="checkbox"/> A	W	X	Y Z
<input type="checkbox"/> B	Z	X	Y W
<input type="checkbox"/> C	W	Y	X Z
<input type="checkbox"/> D	Z	Y	X W

- (b) (i) State which metal, W, X, Y or Z, could be copper.

(1)

- (ii) State which metal, W, X, Y or Z, could be magnesium.

(1)

- (c) A displacement reaction can also be used to decide the order of reactivity of two metals.

State two observations made when an excess of magnesium powder is added to an aqueous solution of copper(II) sulfate.

(2)

1

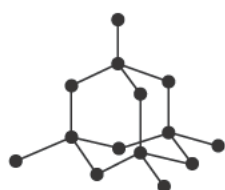
2

(Total for Question 6 = 5 marks)

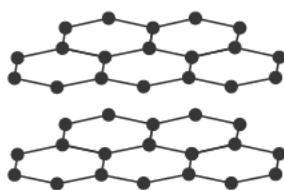


7 Diamond, graphite and silicon dioxide all have giant covalent structures.

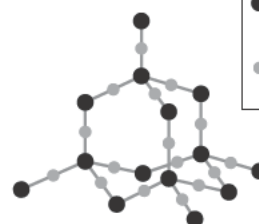
The diagram shows the structures of these three substances.



diamond



graphite



silicon dioxide

key

● silicon

● oxygen

(a) Explain why silicon dioxide has a high melting point.

(2)

.....

.....

.....

.....

(b) Explain why graphite conducts electricity.

(2)

.....

.....

.....

.....

(c) State why diamond is hard but graphite is soft.

(2)

.....

.....

.....

.....

(Total for Question 7 = 6 marks)



8 Ethene (C₂H₄) can be converted into chloroethene (C₂H₃Cl) in a two-stage process.

(a) The first stage is to convert ethene into 1,2-dichloroethane, C₂H₄Cl₂

Ethene is reacted with hydrogen chloride and oxygen.

Complete the chemical equation for this reaction.

(1)



(b) In the second stage, 1,2-dichloroethane is converted into chloroethene.

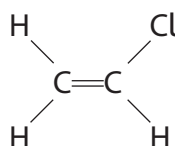


This is a thermal decomposition reaction.

State what is meant by the term **thermal decomposition**.

(1)

(c) The diagram shows the displayed formula of chloroethene.



(i) State why chloroethene is described as an unsaturated compound.

(1)

(ii) Describe a test to show that chloroethene is unsaturated.

(2)

(d) Name the polymer formed from chloroethene.

(1)

(Total for Question 8 = 6 marks)



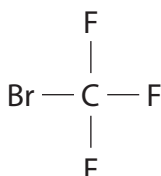
9 Halon 1301 is a compound used in some fire extinguishers.

Halon 1301 has the percentage composition by mass of

C 8.05% Br 53.69% F 38.26%

(a) Show, by calculation, that the empirical formula of this compound is CBrF_3 (2)

(b) The diagram shows the displayed formula of a molecule of Halon 1301.



Draw a dot-and-cross diagram to show all the outer electrons in this molecule. (2)

(c) The boiling point of Halon 1301 is -58°C .

Explain why Halon 1301 has a low boiling point. (2)

.....

.....

.....

.....

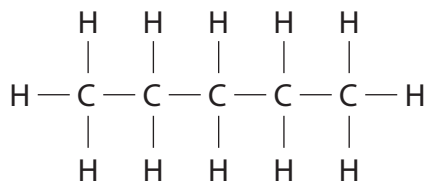
(Total for Question 9 = 6 marks)



10 (a) There are three isomers with the molecular formula C_5H_{12}

One of these isomers is pentane.

The displayed formula for pentane is



(i) State what is meant by the term **isomers**.

(2)

.....

.....

.....

.....

(ii) Draw the displayed formula for another isomer of C_5H_{12}

(2)

(b) Pentane reacts with bromine in the presence of ultraviolet radiation.

(i) Complete the equation for this reaction.

(2)



(ii) Give the name of this type of reaction.

(1)

.....

.....

(Total for Question 10 = 7 marks)



11 The gas burned in a Bunsen burner is methane.

The equation for the complete combustion of methane is

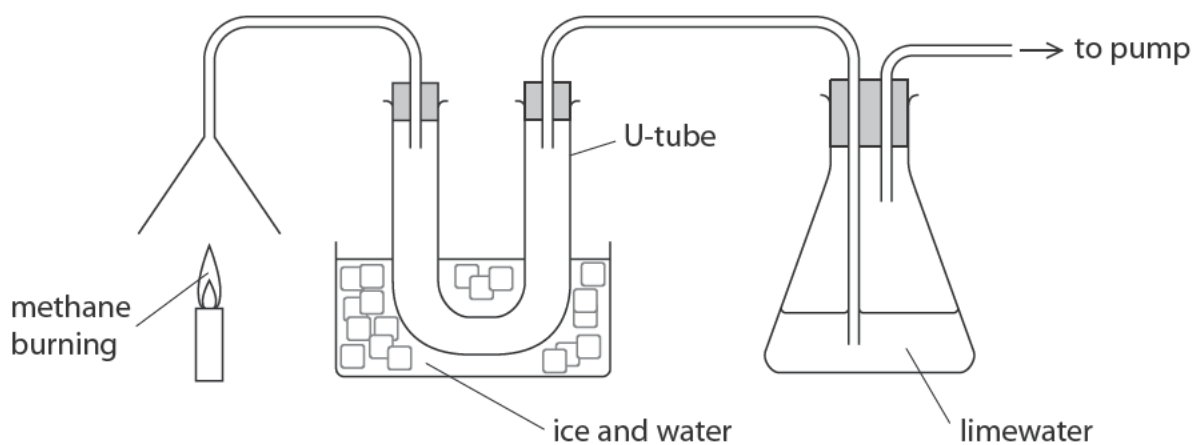


- (a) Calculate the mass of oxygen required to react with 32 g of methane.
[M_r of methane = 16]

(2)

mass of oxygen = g

- (b) The diagram shows methane burning in air. It also shows how the two gases formed are collected and tested.



- (i) Explain why water collects in the U-tube.

(2)

.....

.....

.....

.....

- (ii) Describe how anhydrous copper(II) sulfate is used to test for water.

(2)

.....

.....

.....

.....



(iii) Explain the change in appearance of the limewater.

(3)

.....

.....

.....

.....

.....

.....

(Total for Question 11 = 9 marks)

DO NOT WRITE IN THIS AREA

DO NOT WRITE IN THIS AREA

DO NOT WRITE IN THIS AREA

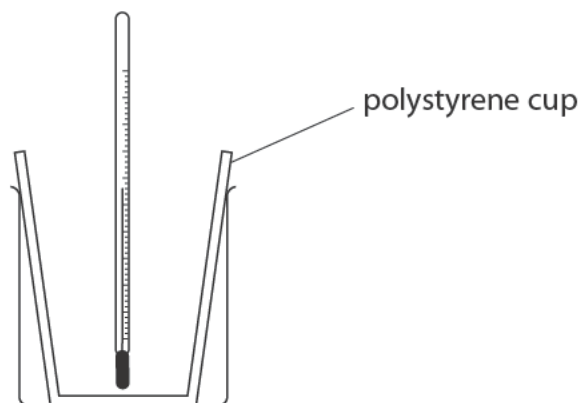
DO NOT WRITE IN THIS AREA

DO NOT WRITE IN THIS AREA

DO NOT WRITE IN THIS AREA



- 12 A student uses this apparatus to investigate the temperature change that occurs when ammonium nitrate is dissolved in water.



She uses this method.

- put 100 cm^3 of water into the polystyrene cup and measure the initial temperature of the water
- add 8.00 g of ammonium nitrate and stir
- record the lowest temperature reached by the solution

The table shows her results.

Initial temperature of water in $^{\circ}\text{C}$	20.0
Lowest temperature of solution in $^{\circ}\text{C}$	14.2

- (a) Use the results of the experiment to explain what type of reaction is taking place when ammonium nitrate is added to water.

(2)

.....

.....

.....

.....

DO NOT WRITE IN THIS AREA

DO NOT WRITE IN THIS AREA

DO NOT WRITE IN THIS AREA

DO NOT WRITE IN THIS AREA

DO NOT WRITE IN THIS AREA

DO NOT WRITE IN THIS AREA



(b) Show that the heat energy change, Q , is about 2400 J.

[mass of 1.00 cm^3 of solution = 1.00 g]

[for the solution, $c = 4.18 \text{ J/g/}^\circ\text{C}$]

(3)

$$Q = \dots\dots\dots \text{ J}$$

(c) Use your answer to part (b) to calculate the enthalpy change, ΔH , in kilojoules per mole of ammonium nitrate.

[M_r of ammonium nitrate = 80.0]

Include a sign in your answer.

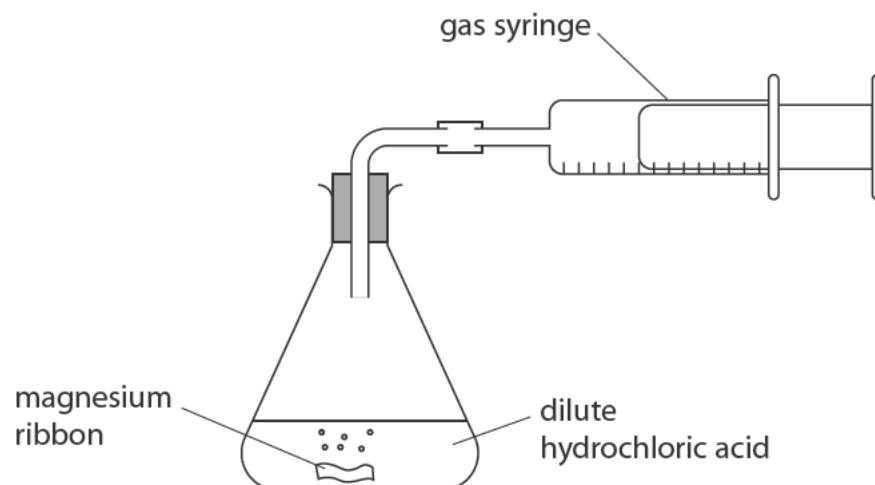
(4)

$$\Delta H = \dots\dots\dots \text{ kJ/mol}$$

(Total for Question 12 = 9 marks)



- 13 A student uses this apparatus to investigate the rate of reaction between magnesium and an **excess** of dilute hydrochloric acid.



She uses this method.

- use a graduated beaker to pour 50 cm^3 of dilute hydrochloric acid of concentration 2.00 mol/dm^3 into the conical flask
- add a piece of magnesium ribbon of mass 0.086 g to the acid and put the bung into the neck of the flask
- measure the total volume of gas collected every ten seconds until the reaction stops

The table shows the student's results.

Time in s	Volume of hydrogen in cm^3
0	0
10	29
20	52
30	67
40	76
50	81
60	84
70	84
80	84

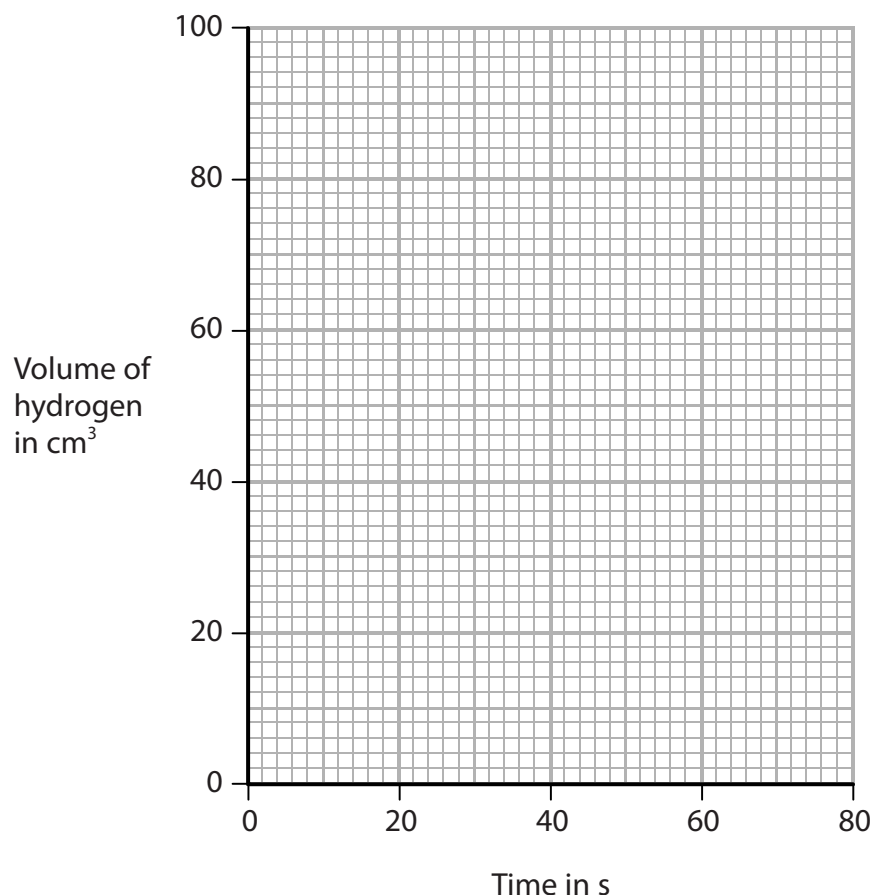


(a) (i) Plot the student's results on the grid.

(1)

(ii) Draw a curve of best fit.

(1)



(b) (i) The student repeats the experiment using

- 0.043 g of magnesium ribbon
- 50 cm³ of 2.00 mol/dm³ hydrochloric acid

Draw, on the grid in part (a), the curve you would expect in this experiment.

Label this curve Y.

(2)

(ii) The student repeats the experiment again, using

- 0.086 g of magnesium ribbon
- 50 cm³ of 2.00 mol/dm³ hydrochloric acid
- a slightly higher temperature than the first experiment

Draw, on the grid in part (a), the curve you would expect in this experiment.

Label this curve Z.

(2)



(c) The expected volume of gas produced in the first experiment is 86 cm^3 .

Suggest why the volume collected is less than the expected volume.

(1)

(d) The student uses a graduated beaker to measure the volume of dilute hydrochloric acid.

Explain why it is **not** necessary to use a measuring cylinder in this experiment.

(2)

(e) The ionic equation for the reaction between magnesium and hydrochloric acid is



Use the information in this equation, and the particle collision theory, to explain why the rate of reaction decreases during each of the experiments.

(3)

(Total for Question 13 = 12 marks)

DO NOT WRITE IN THIS AREA

DO NOT WRITE IN THIS AREA

DO NOT WRITE IN THIS AREA

DO NOT WRITE IN THIS AREA

DO NOT WRITE IN THIS AREA

DO NOT WRITE IN THIS AREA



14 A salt can be made by reacting an acid with an insoluble base.

A student has a sample of copper(II) oxide.

The student uses this method.

Stage 1 pour 50 cm³ of dilute sulfuric acid into a beaker

Stage 2 warm the acid using a Bunsen burner

Stage 3 add a small amount of copper(II) oxide to the warm acid and stir the mixture

Stage 4 add further amounts of copper(II) oxide until copper(II) oxide is in excess

Stage 5 filter the mixture

Stage 6 obtain crystals from the filtrate

(a) State why the acid is warmed in stage 2.

(1)

(b) State how the student would know that the copper(II) oxide is in excess in stage 4.

(1)

(c) State why the mixture is filtered in stage 5.

(1)

(d) State the colour of the filtrate obtained in stage 5.

(1)



(e) Describe how the student could obtain a pure, dry sample of hydrated copper(II) sulfate crystals from the filtrate in stage 6.

(5)

.....

.....

.....

.....

.....

.....

.....

.....

.....

.....

.....

.....

.....

.....

.....

.....

.....

.....

.....

.....

.....

.....

DO NOT WRITE IN THIS AREA

DO NOT WRITE IN THIS AREA

DO NOT WRITE IN THIS AREA

DO NOT WRITE IN THIS AREA

DO NOT WRITE IN THIS AREA

DO NOT WRITE IN THIS AREA



- (f) The overall equation for the formation of hydrated copper(II) sulfate crystals from copper(II) oxide is



- (i) In an experiment, a student completely reacts 9.54 g copper(II) oxide.

Show that the maximum possible mass of $\text{CuSO}_4 \cdot 5\text{H}_2\text{O}$ crystals that can be obtained is about 30 g.

[M_r of $\text{CuO} = 79.5$ M_r of $\text{CuSO}_4 \cdot 5\text{H}_2\text{O} = 249.5$]

Give your answer to an appropriate number of significant figures.

(3)

mass = g

- (ii) In this experiment, the actual yield of $\text{CuSO}_4 \cdot 5\text{H}_2\text{O}$ crystals is 23.92 g.

Calculate the percentage yield of $\text{CuSO}_4 \cdot 5\text{H}_2\text{O}$

(2)

percentage yield = %

(Total for Question 14 = 14 marks)



15 Hydrated ammonium iron(III) sulfate is a violet solid that has the formula $(\text{NH}_4)_2\text{SO}_4 \cdot \text{Fe}_2(\text{SO}_4)_3 \cdot x\text{H}_2\text{O}$

The table shows some tests done on three separate samples of the solid.

Test	Observation
Dissolve the solid in water and add acidified barium chloride solution.	
Dissolve the solid in water and add sodium hydroxide solution.	
Add sodium hydroxide solution to the solid and warm the mixture. Test the gas given off with moist universal indicator paper.	

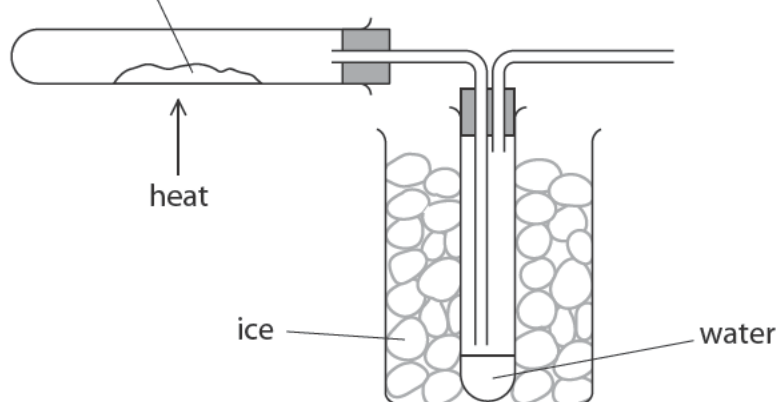
(a) Complete the table to show the observation made in each test.

(3)

(b) A student needs to find the value of x in the formula $(\text{NH}_4)_2\text{SO}_4 \cdot \text{Fe}_2(\text{SO}_4)_3 \cdot x\text{H}_2\text{O}$

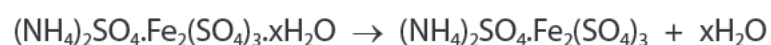
He uses this apparatus.

hydrated ammonium iron(III) sulfate



The hydrated solid decomposes when heated gently.

The equation for the reaction is



The table shows the student's results.

mass of empty test tube in g	22.04
mass of test tube and $(\text{NH}_4)_2\text{SO}_4 \cdot \text{Fe}_2(\text{SO}_4)_3 \cdot x\text{H}_2\text{O}$ in g	34.09
mass of test tube and $(\text{NH}_4)_2\text{SO}_4 \cdot \text{Fe}_2(\text{SO}_4)_3$ in g	28.69

(i) Calculate the mass of $(\text{NH}_4)_2\text{SO}_4 \cdot \text{Fe}_2(\text{SO}_4)_3$ produced by heating.

(1)

mass of $(\text{NH}_4)_2\text{SO}_4 \cdot \text{Fe}_2(\text{SO}_4)_3 = \dots\dots\dots$ g

(ii) Calculate the mass of water produced.

(1)

mass of water = $\dots\dots\dots$ g

(iii) Calculate the value of x.

$[M_r \text{ of } (\text{NH}_4)_2\text{SO}_4 \cdot \text{Fe}_2(\text{SO}_4)_3 = 532 \text{ and } M_r \text{ of } \text{H}_2\text{O} = 18]$

Give your answer to the nearest whole number.

(4)

value of x = $\dots\dots\dots$

(Total for Question 15 = 9 marks)

TOTAL FOR PAPER = 110 MARKS



DO NOT WRITE IN THIS AREA

DO NOT WRITE IN THIS AREA

DO NOT WRITE IN THIS AREA

BLANK PAGE

