

2019

AP[®]

 CollegeBoard

AP[®] Physics C: Mechanics

Free-Response Questions Set 1

ADVANCED PLACEMENT PHYSICS C TABLE OF INFORMATION

| CONSTANTS AND CONVERSION FACTORS | |
|---|---|
| Proton mass, $m_p = 1.67 \times 10^{-27}$ kg Neutron mass, $m_n = 1.67 \times 10^{-27}$ kg Electron mass, $m_e = 9.11 \times 10^{-31}$ kg Avogadro's number, $N_0 = 6.02 \times 10^{23}$ mol ⁻¹ Universal gas constant, $R = 8.31$ J/(mol·K) Boltzmann's constant, $k_B = 1.38 \times 10^{-23}$ J/K | Electron charge magnitude, $e = 1.60 \times 10^{-19}$ C 1 electron volt, $1 \text{ eV} = 1.60 \times 10^{-19}$ J Speed of light, $c = 3.00 \times 10^8$ m/s Universal gravitational constant, $G = 6.67 \times 10^{-11}$ (N·m ²)/kg ² Acceleration due to gravity at Earth's surface, $g = 9.8$ m/s ² |
| 1 unified atomic mass unit, Planck's constant, Vacuum permittivity, Coulomb's law constant, $k = 1/(4\pi\epsilon_0) = 9.0 \times 10^9$ (N·m ²)/C ² Vacuum permeability, Magnetic constant, $k' = \mu_0/(4\pi) = 1 \times 10^{-7}$ (T·m)/A 1 atmosphere pressure, | $1 \text{ u} = 1.66 \times 10^{-27}$ kg = 931 MeV/c ² $h = 6.63 \times 10^{-34}$ J·s = 4.14×10^{-15} eV·s $hc = 1.99 \times 10^{-25}$ J·m = 1.24×10^3 eV·nm $\epsilon_0 = 8.85 \times 10^{-12}$ C ² /(N·m ²) $\mu_0 = 4\pi \times 10^{-7}$ (T·m)/A $1 \text{ atm} = 1.0 \times 10^5$ N/m ² = 1.0×10^5 Pa |

| UNIT SYMBOLS | meter, m | mole, mol | watt, W | farad, F |
|--------------|--------------|------------|------------|--------------------|
| | kilogram, kg | hertz, Hz | coulomb, C | tesla, T |
| | second, s | newton, N | volt, V | degree Celsius, °C |
| | ampere, A | pascal, Pa | ohm, Ω | electron volt, eV |
| | kelvin, K | joule, J | henry, H | |

| PREFIXES | | |
|-------------------|--------|--------|
| Factor | Prefix | Symbol |
| 10 ⁹ | giga | G |
| 10 ⁶ | mega | M |
| 10 ³ | kilo | k |
| 10 ⁻² | centi | c |
| 10 ⁻³ | milli | m |
| 10 ⁻⁶ | micro | μ |
| 10 ⁻⁹ | nano | n |
| 10 ⁻¹² | pico | p |

| VALUES OF TRIGONOMETRIC FUNCTIONS FOR COMMON ANGLES | | | | | | | |
|---|----|--------------|-----|--------------|-----|--------------|-----|
| θ | 0° | 30° | 37° | 45° | 53° | 60° | 90° |
| sin θ | 0 | 1/2 | 3/5 | $\sqrt{2}/2$ | 4/5 | $\sqrt{3}/2$ | 1 |
| cos θ | 1 | $\sqrt{3}/2$ | 4/5 | $\sqrt{2}/2$ | 3/5 | 1/2 | 0 |
| tan θ | 0 | $\sqrt{3}/3$ | 3/4 | 1 | 4/3 | $\sqrt{3}$ | ∞ |

The following assumptions are used in this exam.

- I. The frame of reference of any problem is inertial unless otherwise stated.
- II. The direction of current is the direction in which positive charges would drift.
- III. The electric potential is zero at an infinite distance from an isolated point charge.
- IV. All batteries and meters are ideal unless otherwise stated.
- V. Edge effects for the electric field of a parallel plate capacitor are negligible unless otherwise stated.

ADVANCED PLACEMENT PHYSICS C EQUATIONS

MECHANICS

| | |
|---|---|
| $v_x = v_{x0} + a_x t$ | a = acceleration |
| $x = x_0 + v_{x0} t + \frac{1}{2} a_x t^2$ | E = energy |
| $v_x^2 = v_{x0}^2 + 2a_x(x - x_0)$ | F = force |
| $\vec{a} = \frac{\sum \vec{F}}{m} = \frac{\vec{F}_{net}}{m}$ | f = frequency |
| $\vec{F} = \frac{d\vec{p}}{dt}$ | h = height |
| $\vec{J} = \int \vec{F} dt = \Delta\vec{p}$ | I = rotational inertia |
| $\vec{p} = m\vec{v}$ | J = impulse |
| $ \vec{F}_f \leq \mu \vec{F}_N $ | K = kinetic energy |
| $\Delta E = W = \int \vec{F} \cdot d\vec{r}$ | k = spring constant |
| $K = \frac{1}{2} m v^2$ | ℓ = length |
| $P = \frac{dE}{dt}$ | L = angular momentum |
| $P = \vec{F} \cdot \vec{v}$ | m = mass |
| $\Delta U_g = mg\Delta h$ | P = power |
| $a_c = \frac{v^2}{r} = \omega^2 r$ | p = momentum |
| $\vec{\tau} = \vec{r} \times \vec{F}$ | r = radius or distance |
| $\vec{\alpha} = \frac{\sum \vec{\tau}}{I} = \frac{\vec{\tau}_{net}}{I}$ | T = period |
| $I = \int r^2 dm = \sum mr^2$ | t = time |
| $x_{cm} = \frac{\sum m_i x_i}{\sum m_i}$ | U = potential energy |
| $v = r\omega$ | v = velocity or speed |
| $\vec{L} = \vec{r} \times \vec{p} = I\vec{\omega}$ | W = work done on a system |
| $K = \frac{1}{2} I \omega^2$ | x = position |
| $\omega = \omega_0 + \alpha t$ | μ = coefficient of friction |
| $\theta = \theta_0 + \omega_0 t + \frac{1}{2} \alpha t^2$ | θ = angle |
| | τ = torque |
| | ω = angular speed |
| | α = angular acceleration |
| | ϕ = phase angle |
| | $\vec{F}_s = -k\Delta\vec{x}$ |
| | $U_s = \frac{1}{2} k (\Delta x)^2$ |
| | $x = x_{max} \cos(\omega t + \phi)$ |
| | $T = \frac{2\pi}{\omega} = \frac{1}{f}$ |
| | $T_s = 2\pi \sqrt{\frac{m}{k}}$ |
| | $T_p = 2\pi \sqrt{\frac{\ell}{g}}$ |
| | $ \vec{F}_G = \frac{Gm_1 m_2}{r^2}$ |
| | $U_G = -\frac{Gm_1 m_2}{r}$ |

ELECTRICITY AND MAGNETISM

| | |
|---|--|
| $ \vec{F}_E = \frac{1}{4\pi\epsilon_0} \left \frac{q_1 q_2}{r^2} \right $ | A = area |
| $\vec{E} = \frac{\vec{F}_E}{q}$ | B = magnetic field |
| $\oint \vec{E} \cdot d\vec{A} = \frac{Q}{\epsilon_0}$ | C = capacitance |
| $E_x = -\frac{dV}{dx}$ | d = distance |
| $\Delta V = -\int \vec{E} \cdot d\vec{r}$ | E = electric field |
| $V = \frac{1}{4\pi\epsilon_0} \sum_i \frac{q_i}{r_i}$ | \mathcal{E} = emf |
| $U_E = qV = \frac{1}{4\pi\epsilon_0} \frac{q_1 q_2}{r}$ | F = force |
| $\Delta V = \frac{Q}{C}$ | I = current |
| $C = \frac{\kappa\epsilon_0 A}{d}$ | J = current density |
| $C_p = \sum_i C_i$ | L = inductance |
| $\frac{1}{C_s} = \sum_i \frac{1}{C_i}$ | ℓ = length |
| $I = \frac{dQ}{dt}$ | n = number of loops of wire per unit length |
| $U_C = \frac{1}{2} Q\Delta V = \frac{1}{2} C(\Delta V)^2$ | N = number of charge carriers per unit volume |
| $R = \frac{\rho\ell}{A}$ | P = power |
| $\vec{E} = \rho\vec{J}$ | Q = charge |
| $I = Nev_d A$ | q = point charge |
| $I = \frac{\Delta V}{R}$ | R = resistance |
| $R_s = \sum_i R_i$ | r = radius or distance |
| $\frac{1}{R_p} = \sum_i \frac{1}{R_i}$ | t = time |
| $P = I\Delta V$ | U = potential or stored energy |
| | V = electric potential |
| | v = velocity or speed |
| | ρ = resistivity |
| | Φ = flux |
| | κ = dielectric constant |
| | $\vec{F}_M = q\vec{v} \times \vec{B}$ |
| | $\oint \vec{B} \cdot d\vec{\ell} = \mu_0 I$ |
| | $d\vec{B} = \frac{\mu_0}{4\pi} \frac{I d\vec{\ell} \times \hat{r}}{r^2}$ |
| | $\vec{F} = \int I d\vec{\ell} \times \vec{B}$ |
| | $B_s = \mu_0 n I$ |
| | $\Phi_B = \int \vec{B} \cdot d\vec{A}$ |
| | $\mathcal{E} = \oint \vec{E} \cdot d\vec{\ell} = -\frac{d\Phi_B}{dt}$ |
| | $\mathcal{E} = -L \frac{dI}{dt}$ |
| | $U_L = \frac{1}{2} LI^2$ |

ADVANCED PLACEMENT PHYSICS C EQUATIONS

GEOMETRY AND TRIGONOMETRY

Rectangle

$$A = bh$$

Triangle

$$A = \frac{1}{2}bh$$

Circle

$$A = \pi r^2$$

$$C = 2\pi r$$

$$s = r\theta$$

Rectangular Solid

$$V = \ell wh$$

Cylinder

$$V = \pi r^2 \ell$$

$$S = 2\pi r \ell + 2\pi r^2$$

Sphere

$$V = \frac{4}{3}\pi r^3$$

$$S = 4\pi r^2$$

Right Triangle

$$a^2 + b^2 = c^2$$

$$\sin \theta = \frac{a}{c}$$

$$\cos \theta = \frac{b}{c}$$

$$\tan \theta = \frac{a}{b}$$

A = area

C = circumference

V = volume

S = surface area

b = base

h = height

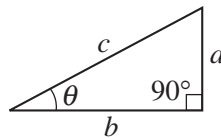
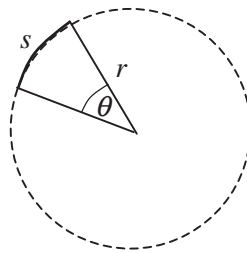
ℓ = length

w = width

r = radius

s = arc length

θ = angle



CALCULUS

$$\frac{df}{dx} = \frac{df}{du} \frac{du}{dx}$$

$$\frac{d}{dx}(x^n) = nx^{n-1}$$

$$\frac{d}{dx}(e^{ax}) = ae^{ax}$$

$$\frac{d}{dx}(\ln ax) = \frac{1}{x}$$

$$\frac{d}{dx}[\sin(ax)] = a \cos(ax)$$

$$\frac{d}{dx}[\cos(ax)] = -a \sin(ax)$$

$$\int x^n dx = \frac{1}{n+1} x^{n+1}, n \neq -1$$

$$\int e^{ax} dx = \frac{1}{a} e^{ax}$$

$$\int \frac{dx}{x+a} = \ln|x+a|$$

$$\int \cos(ax) dx = \frac{1}{a} \sin(ax)$$

$$\int \sin(ax) dx = -\frac{1}{a} \cos(ax)$$

VECTOR PRODUCTS

$$\vec{A} \cdot \vec{B} = AB \cos \theta$$

$$|\vec{A} \times \vec{B}| = AB \sin \theta$$

2019 AP[®] PHYSICS C: MECHANICS FREE-RESPONSE QUESTIONS

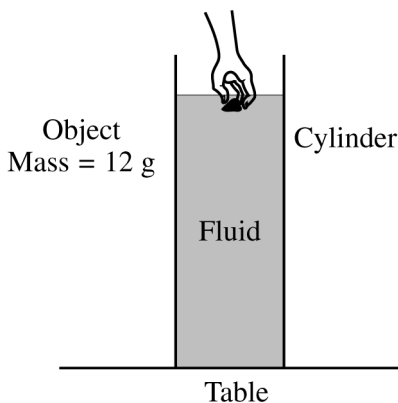
PHYSICS C: MECHANICS

SECTION II

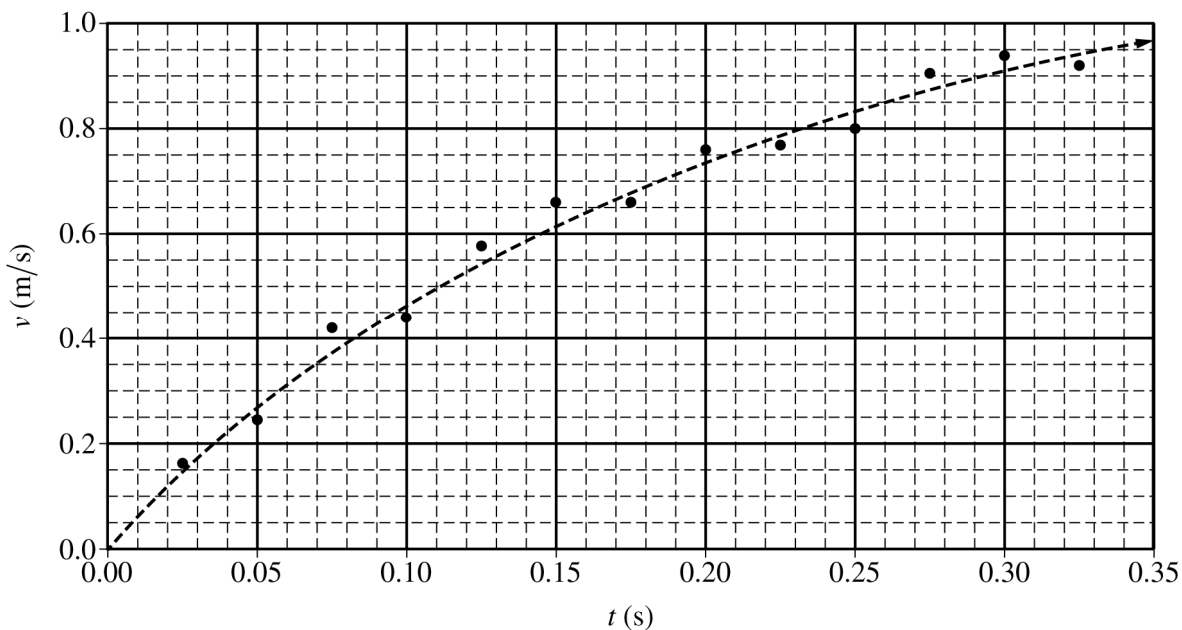
Time—45 minutes

3 Questions

Directions: Answer all three questions. The suggested time is about 15 minutes for answering each of the questions, which are worth 15 points each. The parts within a question may not have equal weight. Show all your work in this booklet in the spaces provided after each part.



1. In an experiment, students used video analysis to track the motion of an object falling vertically through a fluid in a glass cylinder. The object of $m = 12\text{ g}$ is released from rest at the top of the column of fluid, as shown above. The data for the speed v of the falling object as a function of time t are graphed on the grid below. The dashed curve represents the best fit chosen by the students for these data.



2019 AP[®] PHYSICS C: MECHANICS FREE-RESPONSE QUESTIONS

(a)

i. Does the speed of the object increase, decrease, or remain the same?

_____ Increase _____ Decrease _____ Remain the same

ii. In a brief statement, describe the direction of the object's acceleration and how the magnitude of this acceleration changed as the object fell.

iii. Using the graph, calculate an approximate value for the magnitude of the acceleration of the object at $t = 0.20$ s.

The students use the equation $v = A(1 - e^{-Bt})$ to model the speed of the falling object and find the best fit coefficients to be $A = 1.18$ m/s and $B = 5$ s⁻¹.

(b) Use the above equation to:

i. Derive an expression for the magnitude of the vertical displacement $y(t)$ of the falling object as a function of time t .

ii. Derive an expression for the magnitude of the net force $F(t)$ exerted on the object as it falls through the fluid as a function of time t .

The students repeat the experiment with a taller glass cylinder that is filled with the same fluid. The cylinder is tall enough so that the object reaches a constant speed.

(c)

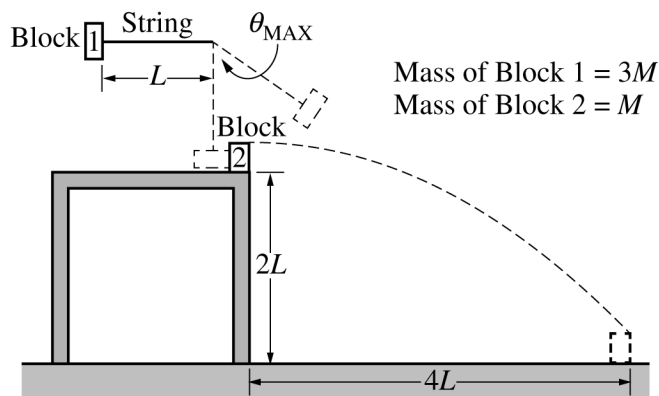
i. Determine the constant speed of the object.

Justify your answer.

ii. Determine the force exerted by the fluid on the object at this time.

Justify your answer.

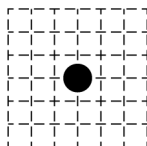
2019 AP[®] PHYSICS C: MECHANICS FREE-RESPONSE QUESTIONS



Note: Figure not drawn to scale.

2. A pendulum of length L consists of block 1 of mass $3M$ attached to the end of a string. Block 1 is released from rest with the string horizontal, as shown above. At the bottom of its swing, block 1 collides with block 2 of mass M , which is initially at rest at the edge of a table of height $2L$. Block 1 never touches the table. As a result of the collision, block 2 is launched horizontally from the table, landing on the floor a distance $4L$ from the base of the table. After the collision, block 1 continues forward and swings up. At its highest point, the string makes an angle θ_{MAX} to the vertical. Air resistance and friction are negligible. Express all algebraic answers in terms of M , L , and physical constants, as appropriate.

- (a) Determine the speed of block 1 at the bottom of its swing just before it makes contact with block 2.
- (b) On the dot below, which represents block 1, draw and label the forces (not components) that act on block 1 just before it makes contact with block 2. Each force must be represented by a distinct arrow starting on, and pointing away from, the dot. Forces with greater magnitude should be represented by longer vectors.

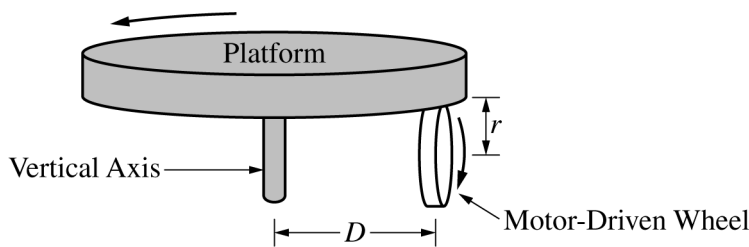


- (c) Derive an expression for the tension F_T in the string when the string is vertical just before block 1 makes contact with block 2. If you need to draw anything other than what you have shown in part (b) to assist in your solution, use the space below. Do NOT add anything to the figure in part (b).

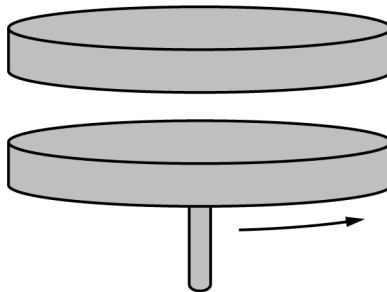
For parts (d)–(g), the value for the length of the pendulum is $L = 75$ cm.

- (d) Calculate the time between the instant block 2 leaves the table and the instant it first contacts the floor.
- (e) Calculate the speed of block 2 as it leaves the table.
- (f) Calculate the speed of block 1 just after it collides with block 2.
- (g) Calculate the angle θ_{MAX} that the string makes with the vertical, as shown in the original figure, when block 1 is at its highest point after the collision.

2019 AP[®] PHYSICS C: MECHANICS FREE-RESPONSE QUESTIONS



3. A horizontal circular platform with rotational inertia I_p rotates freely without friction on a vertical axis. A small motor-driven wheel that is used to rotate the platform is mounted under the platform and touches it. The wheel has radius r and touches the platform a distance D from the vertical axis of the platform, as shown above. The platform starts at rest, and the wheel exerts a constant horizontal force of magnitude F tangent to the wheel until the platform reaches an angular speed ω_p after time Δt . During time Δt , the wheel stays in contact with the platform without slipping.
- Derive an expression for the angular speed ω_p of the platform. Express your answer in terms of I_p , r , D , F , Δt , and physical constants, as appropriate.
 - Determine an expression for the kinetic energy of the platform at the moment it reaches angular speed ω_p . Express your answer in terms of I_p , r , D , F , Δt , and physical constants, as appropriate.
 - Derive an expression for the angular speed of the wheel ω_w when the platform has reached angular speed ω_p . Express your answer in terms of D , r , ω_p , and physical constants, as appropriate.

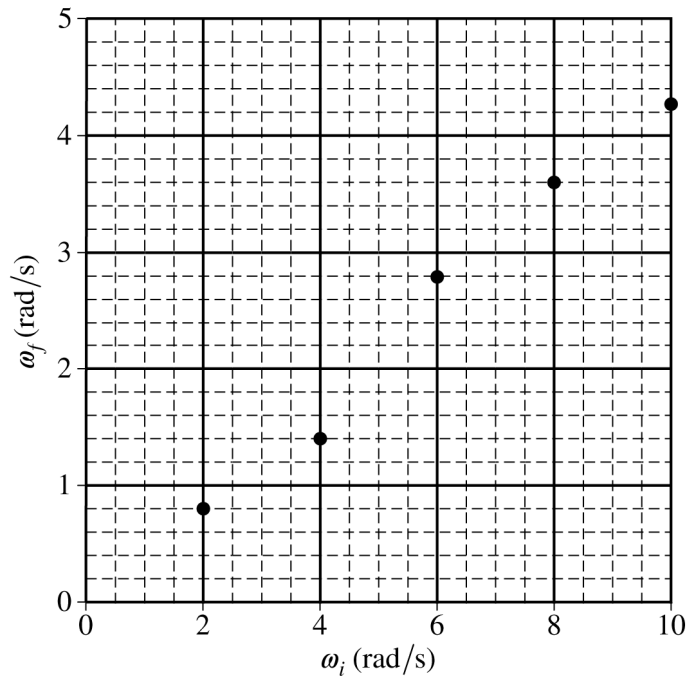


When the platform is spinning at angular speed ω_p , the motor-driven wheel is removed. A student holds a disk directly above and concentric with the platform, as shown above. The disk has the same rotational inertia I_p as the platform. The student releases the disk from rest, and the disk falls onto the platform. After a short time, the disk and platform are observed to be rotating together at angular speed ω_f .

- Derive an expression for ω_f . Express your answer in terms of ω_p , I_p , and physical constants, as appropriate.

2019 AP[®] PHYSICS C: MECHANICS FREE-RESPONSE QUESTIONS

A student now uses the rotating platform ($I_P = 3.1 \text{ kg}\cdot\text{m}^2$) to determine the rotational inertia I_U of an unknown object about a vertical axis that passes through the object's center of mass. The platform is rotating at an initial angular speed ω_i when the unknown object is dropped with its center of mass directly above the center of the platform. The platform and object are observed to be rotating together at angular speed ω_f . Trials are repeated for different values of ω_i . A graph of ω_f as a function of ω_i is shown on the axes below.



2019 AP[®] PHYSICS C: MECHANICS FREE-RESPONSE QUESTIONS

(e)

- i. On the graph on the previous page, draw a best-fit line for the data.
 - ii. Using the straight line, calculate the rotational inertia of the unknown object I_U about a vertical axis passing through its center of mass.
- (f) The kinetic energy of the spinning platform before the object is dropped on it is K_i . The total kinetic energy of the platform-object system when it reaches angular speed ω_f is K_f . Which of the following expressions is true?

$K_f < K_i$ $K_f = K_i$ $K_f > K_i$

Justify your answer.

- (g) One of the students observes that the center of mass of the object is not actually aligned with the axis of the platform. Is the experimental value of I_U obtained in part (e) greater than, less than, or equal to the actual value of the rotational inertia of the unknown object about a vertical axis that passes through its center of mass?

Greater than Less than Equal to

Justify your answer.

STOP

END OF EXAM